

Employee Self-Service: *Payroll Information*

Table of Contents

Introduction	1
Navigation	1
Payroll Calendar	2
Pay Check Stubs	2
Tax Withholding	4
Year to Date Earnings.....	6

Introduction

You can view and update certain key pieces of payroll data. The Payroll Information icon contains your pay check stubs, tax withholdings & year to date earnings.

As the employee, you are able to make edits to your tax withholdings.

This guide will give you step by step instruction on how to update and view information for each link under Payroll Information.

Navigation

1. To access your payroll information, click the **Payroll Information** icon.



2. A list of hyperlinks will display each section.


Payroll Calendar

1. To view the current year payroll calendar, click the **Payroll Calendar** link.

[Payroll Information](#)

Payroll Information

[2018 Payroll Calendar](#)



[Pay Check Stubs](#)

[Tax Withholding](#)

[Year to Date Earnings](#)

2. The payroll calendar will open as a viewable PDF.

Pay Check Stubs


1. To view your current and previous pay check stubs, click the **Pay Check Stubs** link.

[Payroll Information](#)

Payroll Information

[2018 Payroll Calendar](#)

[Pay Check Stubs](#)



[Tax Withholding](#)

[Year to Date Earnings](#)

2. A list of pay checks will appear. You will see the pay date, gross and net amounts. The pay dates are hyperlinks; clicking on these dates will bring up a full detail of that pay check.

Pay Checks

Payments

Date
04/26/2018
04/12/2018
03/29/2018
03/15/2018
03/01/2018
02/15/2018
02/01/2018
01/18/2018
01/04/2018

- The left side will break down your wages, taxes and any pretax deductions for that pay period.

Wages

Pay	Hours	Wages
Regular Pay	35.00	.35
Vacation 1	35.00	.35
Certification	70.00	0.00
Group Term Life		7.31
Total	140.00	.01

Taxes

Deduction	Amount	Taxable Wages
Federal Income Tax	6.99	804.84
Social Security EE	7.90	804.84
Medicare - EE	9.67	804.84
New Jersey State Income Tax	9.03	22.01
Total	.59	

Pretax Deductions

Deduction	Amount
Dental - Pre Tax	4.73
Vision Pre-Tax	8.88
EE PRE-TAX UEPO	.56
Total	17.17

- If you want to print a pay stub after opening the pay stub detail, click on the **Printable Pay Stub** option.

Summary

[Printable Pay Stub](#) 

Check Number
Payment Date
Period End Date
Gross Wages
Net Pay
Check Amount
Currency
Routing Number
Bank Account
Description
Deposit Amount

Tax Withholding

1. To view, add and/or edit your federal and state tax withholdings, click the **Tax Withholding** link.

[Payroll Information](#)

Payroll Information

[2018 Payroll Calendar](#)

[Pay Check Stubs](#)

[Tax Withholding](#) 

[Year to Date Earnings](#)

2. Both your federal and state income tax elections will become visible.

[Tax Withholding](#)


Deductions

	Description	Resident Status	Marital Status	Exemptions	Additional Exemptions
➤	Federal Income Tax	Resident	Married	0	0
➤	New Jersey State Income Tax	Resident	Married	0	0

3. To edit your federal income tax, click the gray arrow in front of Federal Income Tax.

Tax Withholding

Deductions

	Description
➤ 	Federal Income Tax
➤	New Jersey State Income Tax

- The current year federal withholding allowance certificate will open (W-4 form). It will be pre-populated with your name, address, and last four of your social security number.
- If you need W-4 assistance, there is a link for W-4 instructions. This will open a new window with instructions.
- Make any updates to your status, current number of allowances and additional amount as necessary. Hit **Continue**.

[Continue](#) [Back](#) [Print](#) [W-4 Instructions](#)

- A dialog box will appear asking you for confirmation of your changes.

Dialog

Under penalties of perjury, I declare that I have examined this certificate and to the best of my knowledge and belief, it is true, correct, and complete.



- If you select "Update", you are authorizing these changes.
- If you "Cancel", your changes will not be processed.

[Update](#) [Cancel](#)

- To edit your state income tax, click the gray arrow in front of State Income Tax.

Tax Withholding

Deductions

	Description
	Federal Income Tax
	New Jersey State Income Tax

- Make any updates to your status, current number of allowances and additional amount as necessary. Hit **Continue**.

Tax Withholding

New Jersey State Income Tax

*Required fields are indicated.

Residency	<input type="text" value="Resident"/>
Status*	<input type="text" value="Married"/>
Exemptions	<input type="text" value="0"/>
Additional Amount	<input type="text"/>
	<input type="button" value="Continue"/> <input type="button" value="Back"/>

10. A dialog box will appear asking you for confirmation of your changes.

Dialog

Under penalties of perjury, I declare that I have examined this certificate and to the best of my knowledge and belief, it is true, correct, and complete.

- If you select "Update", you are authorizing these changes.
- If you "Cancel", your changes will not be processed.

<input type="button" value="Update"/>	<input type="button" value="Cancel"/>
---------------------------------------	---------------------------------------

11. Changes to your taxes cannot be made starting at noon on Monday of the pay week until Tuesday 8pm of the pay week. If you attempt to edit your taxes, you will receive the following error message:

Dialog

Error: A payroll cycle is currently in progress so we are unable to make the requested change. Please return anytime Tuesday after 8 p.m.

<input type="button" value="OK"/>

Year to Date Earnings

1. To view your YTD earnings by year, click the **Year to Date Earnings** link.

Payroll Information

[2018 Payroll Calendar](#)

[Pay Check Stubs](#)

[Tax Withholding](#)

[Year to Date Earnings](#) 

2. Select a year to view from the drop down list and hit **Continue**.

Year to Date

Years

*Required fields are indicated.

Select a year.* 

3. The annual totals for that year will appear on the left of the screen.
4. If you want to see details for these totals, click the **Payment Details** link. This will bring up the pay check stub information.

[Payment Details](#)

Wages - US Dollar \$, US

Pay Type

Taxes

Deduction

5. To view details of each payment, click on the pay date. From here, you can follow the same directions as the [Pay Check Stub](#) section.